

# ELMARK<sup>®</sup>

The Brand of Electricity

## RGB IR CONTROLER FOR LED STRIP



## GENERAL INFORMATION »

- ∴ Remote control with 24 buttons.
- ∴ Turn the bar on and off. The controller saves the last set program.
- ∴ Choose a single color (16 basic colors and shades)
- ∴ Adjust the brightness of fixed colors
- ∴ Automatic color alternation - sharp and smooth
- ∴ Adjust the speed of dynamic modes
- ∴ Easy to use

## FEATURES »

- ∴ Working temperature: -20-40°C
- ∴ Power supply: DC12V-24V
- ∴ Color select: RGB
- ∴ Output: 3circuits
- ∴ External Dimension: 45\*15mm
- ∴ Static Consumption voltage: <1W
- ∴ Load voltage: 2A(each channel)
- ∴ Output Voltage: 12V<72W, 24V<144W








## AREAS OF APPLICATION »

- ∴ Decorating Lighting in Home, Party, Club, Bar, Stages, Room.
- ∴ Illuminating Hotels, Parks, Plazas, Commercial Buildings Facade, Museums, and Landscape.

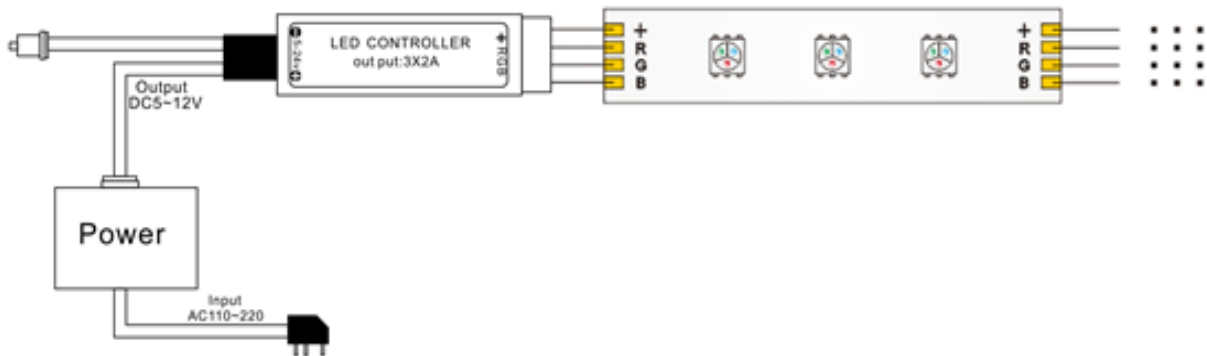
## PRODUCT DETAILS »

Catalogue number	Model	Current (A)	Voltage (V)	Length (mm)	Width (mm)	Barcode	Packing /Box (pcs)
99RGBCONTROL3	Mini RGB controller 3x24W	2	12	45	15	3800131240804	1/200

## REMOTE FUNCTION INSTRUCTION

IR24 Keys Functions	Functions Description	
	NO	Turn on
	OFF	Turn off
	Speed/bright key	Press this two keys to increase/decrease the brightness when in Static mode; Press these two keys to increase/decrease the changing speed when in dynamic models.
	Static color mode key	Can be choose the Static model fast by the key
	7colors jump	Press this key to realize 7 colors jump, press this key again to realize 7 color fade
	White color strobe	Press this key to realize white color strobe, also to realize single color jump. For example, press the red key than press this key can realize red jump model.
	Dynamic mode key	Press this key to realize white color fade, for example, press the red key, then press this key can realize red color fade model.
	Dynamic mode key	Press this key to realize 3 color jump mode, then press this key again to realize 3 color fade model.

## TYPICAL APPLICATION:



## CAUTION

- ∴ Supply voltage of this product is DC12V~24V, never connect to others or AC220V.
- ∴ Lead wire should be connected correctly according to grade that connecting diagram offers.
- ∴ This product can not be overloaded.

